

UNITS F, G, H AND K HAVE BEECH WINDOW CILL, OTHER UNITS HAVE EXPOSED CONCRETE BEAM.

JAMB DETAIL ON SMALL UNITS.

JAMB DETAIL ON SMALL UNITS

"ARBOCAULK" SEALANT COLOUR "WHITE" BY ADSHEAD RATCLIFFE!

"NITOSEAL 525" SEALANT COLOUR "DARK GREY" WITH "EXPANDAFOAM" BACKING. BOTH BY FOSROC LTD.

LOUVE FRAME TO HAVE SOLID OUTER FACE.

CILL UPSTAND AT BOTTOM OF FRAME.

HINGE SET BACK 7mm FROM CORNER OF ANGLE.

APPLY DE-BONDING TAPE TO REAR FACE PRIOR TO APPLICATION OF SEALANT.  
"NITOSEAL 525" SEALANT, COLOUR "DARK GREY" BY FOSROC LTD.

2mm GAP BETWEEN LOUVE AND SHOPFRONT TO BE FILLED WITH CLEAR SILICONE. SHOPFRONT GLAZING SYSTEM CONTRACTOR CAN SUGGEST ALTERNATIVES FOR ARCHITECTS APPROVAL.

PRESSED ALUMINIUM CILL OVER PRE-CAST CONCRETE BEAM: SEE DRAWING NO. 84.

"NITOSEAL 525" SEALANT COLOUR "DARK GREY" WITH "EXPANDAFOAM" BACKING. BOTH BY FOSROC LTD.

READ IN CONJUNCTION WITH DWG NOS. 9901/69 AND 71+84

"NITOSEAL 525" COLOUR "DARK GREY" SEALANT TO WEATHER ENDS OF CILLS ADJACENT TO BRICK REVEALS, WITH "EXPANDAFOAM" BACK UP, BOTH BY FOSROC LTD.

G	04.07.02	KOC	SEALANTS SIMPLIFIED.
F	24.5.02	BY	NUMEROUS CHANGES FOR NEW FRAME.
E	21.03.01	BY	SEALANT SPEC. ADDED.
D	8.11.01	BY	LOUVE/DOOR DETAIL REVISED.
C	22.8.01	BY	DISCREPANCY CORRECTED DIMENSIONS.
B	25.4.01	BY	NOTE ADDED RE INTERNAL CILL
A	21.3.01	BY	LOUVE JAMB REVISED

REVISION	DATE	INITIALS	DETAILS
----------	------	----------	---------

CLIENT  
NEEDSPACE LTD

PROJECT  
EASTERN ROAD, BRADFORD

DRAWING  
HORIZONTAL SECTION THROUGH SHOPFRONT AND PLANS (TYPICAL)

SCALE  
FULL SIZE +1:20

DRAWING NO.  
9901/399

DATE  
DEC 2000

DRAWN BY  
BV

Do not scale drawing. Dimensions to be verified on site. This drawing is the property of Bill Reed Architecture and they reserve the copyright. The drawing is issued on the condition that it is not copied, reproduced, retained or disclosed to any unauthorised person, either wholly or in part, without the consent in writing of Bill Reed Architecture.

NOTE: ACTUAL DIMENSIONS WILL DEPEND ON SITE DIMENSIONS. SHOPFRONTS AND CILLS TO BE MADE TO SUIT THEIR SPECIFIC OPENING.

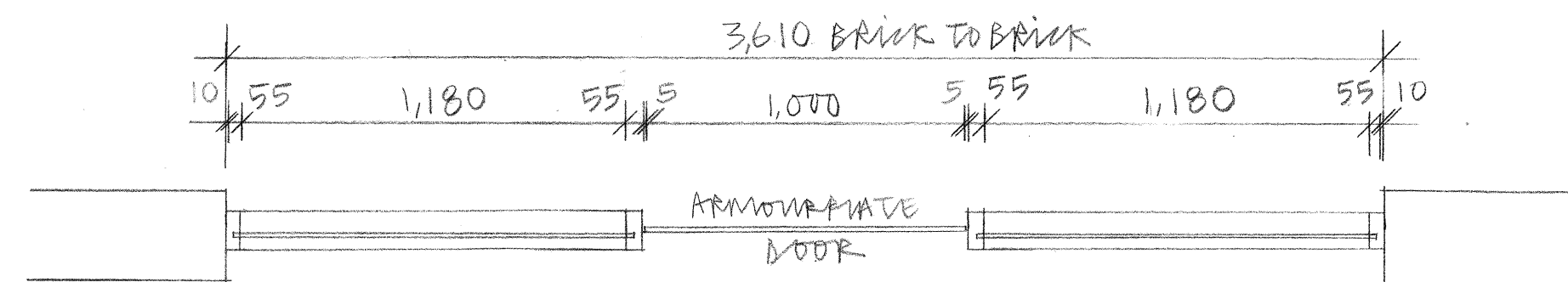
FULL SETTING OUT DRAWINGS TO BE SUBMITTED FOR ARCHITECTS APPROVAL PRIOR TO MANUFACTURE.

COLOUR = RAL 7010, 80% GLOSS.

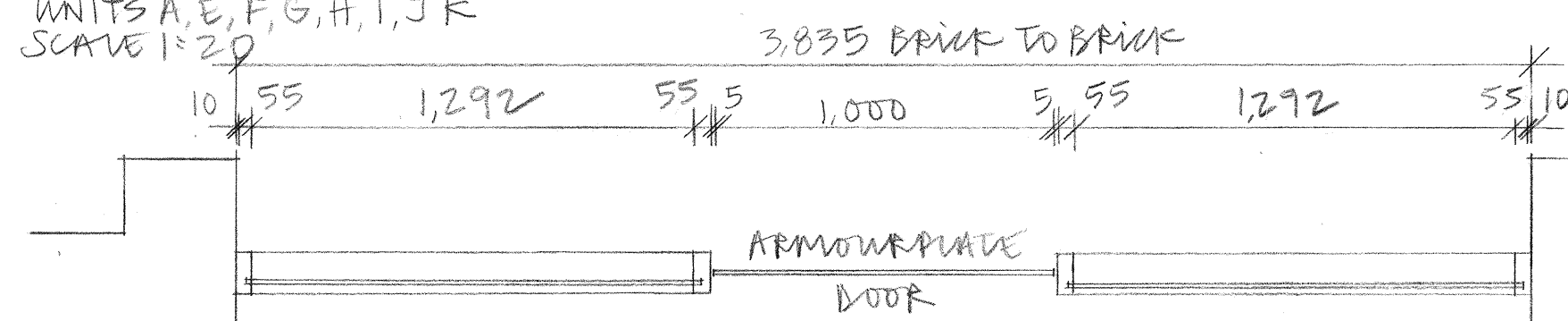
GROUND FLOOR JAMB

FIRST FLOOR JAMB


LOUVRES



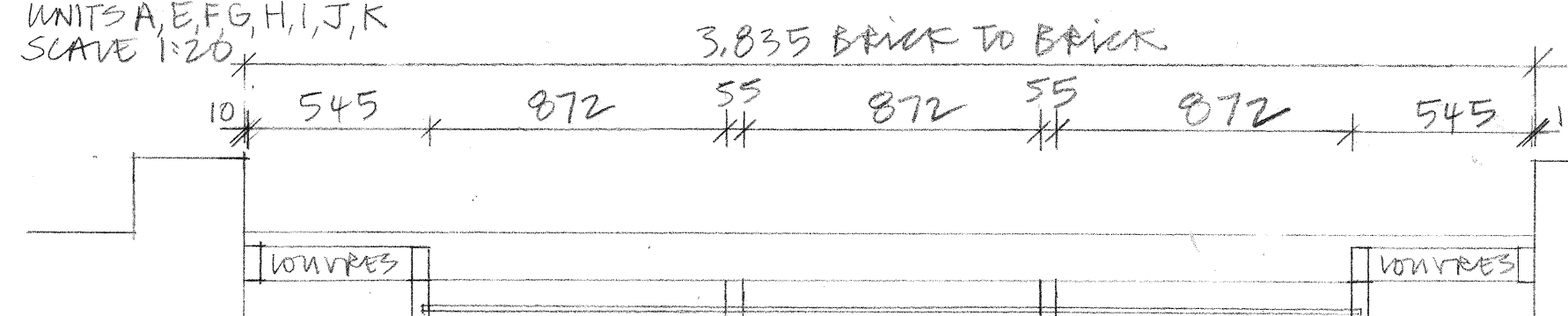
SHOPFRONT: GROUND FLOOR: NOMINAL DIMENSIONS. UNITS A, E, F, G, H, I, J, K. SCALE 1:20



SHOPFRONT: GROUND FLOOR: NOMINAL DIMENSIONS. UNITS B, C, D, L. SCALE 1:20



SHOPFRONT: FIRST FLOOR: NOMINAL DIMENSIONS. UNITS A, E, F, G, H, I, J, K. SCALE 1:20



SHOPFRONT: FIRST FLOOR: NOMINAL DIMENSIONS. UNITS B, C, D, L. SCALE 1:20

TO BE READ IN CONJUNCTION WITH DWG NO. 9901/67+84+ SCHEDULE

BILL REED ARCHITECTURE  
44 KINGS TERRACE, LONDON NW1 0JR TELEPHONE 071 387 4521 FAX 071 387 2294

